

# H-Protect

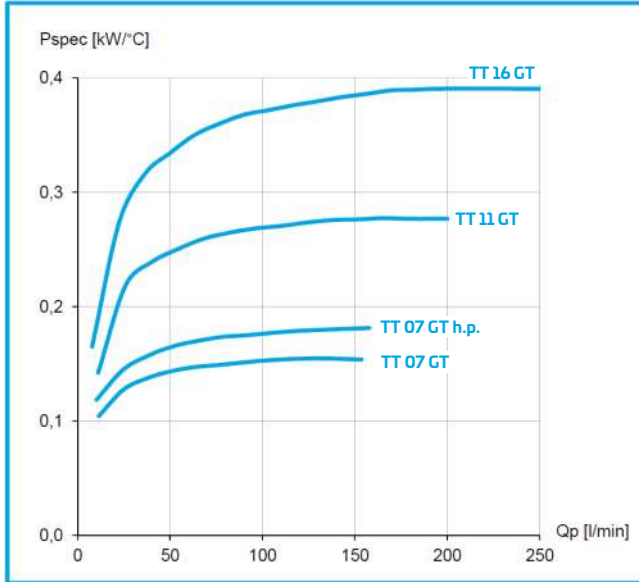
## Cooling System with protecting housing (GT)



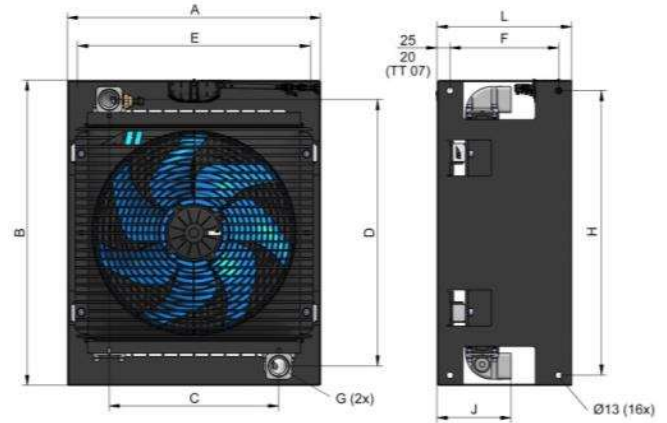
The H-Protect Series is a ready mounted cooler package, consisting of a cooler, protection housing, mounted rail connectors and the ready wired electronic temperature control. All standard cooler sizes from TT 07 to ASA 0177 are available as a GT cooler. Also the internal bypass version is easy to integrate with the same housing dimensions. The temperature control is a relay box in connection with a temperature sensor controlling the fan with the optimal fan speed and a soft start curve (see page 37). This reduces the noise level and increases the duration of the fan unit. The protection housing is a solid metal framework for rough mobile and special applications. The radiator side is protected by a metal grid and the whole cooler is mounted on the asa rubber vibration absorbers to reduce the mechanical stress.

### Performance

#### Specific cooling performance




### Dimensions



### Technical Data

order number	description	A	B	C	D	E	F	G	H	J	K	L	weight	optional internal bypass (2bar)
		[mm]	[mm]	[mm]	[mm]	[mm]	[mm]	BSP	[mm]	[mm]	[mm]	[mm]	[kg]	cooler order no.
ASATT07GD01GT	TT 07 rail 12V DC GT	334	425	176	341	300	190	1"	385	114	20	240	13,7	ASATT07GD01BPGT
ASATT07GD02GT	TT 07 rail 24V DC GT	334	425	176	341	300	190	1"	385	114	20	240	13,7	ASATT07GD02BPGT
ASATT07GD03GT	TT 07 rail 12V DC GT h.p.	334	425	176	341	300	190	1"	385	114	20	240	14,1	ASATT07GD03BPGT
ASATT07GD04GT	TT 07 rail 24V DC GT h.p.	334	425	176	341	300	190	1"	385	114	20	240	14,1	ASATT07GD04BPGT
ASATT11GD01GT	TT 11 rail 12V DC GT	410	465	256	381	370	190	1"	425	137	25	240	20,1	ASATT11GD01BPGT
ASATT11GD02GT	TT 11 rail 24V DC GT	410	465	256	381	370	190	1"	425	137	25	240	20,1	ASATT11GD02BPGT
ASATT16GD01GT	TT 16 rail 12V DC GT	490	590	328	515	450	210	1 1/4"	550	143	25	260	30,6	ASATT16GD01BPGT
ASATT16GD02GT	TT 16 rail 24V DC GT	490	590	328	515	450	210	1 1/4"	550	143	25	260	30,6	ASATT16GD02BPGT

### Configuration



### Radiator

material	aluminium
working temperature range:	-20°C to +80°C (oil temperature)
air fin shape:	wavy
working pressure:	26 bar (static)
internal bypass	alternative bypass settings (1bar / 5 bar)

This data sheet and the corresponding scale drawings are to be used as a general guideline and technical overview of our products. Please contact us if more exact information is needed. As we are constantly improving our products, their characteristics, dimensions and weights may also change, although we do our best to incorporate these changes continually. asa assumes no liability for any information therein, any errors, omissions, misprints, nor any direct or indirect damages, losses or costs resulting therefrom. Any cooling performances and general technical values indicated in this catalogue are measured at a test bench according to asa testing procedures. Because there is no standardized testing procedure, tests used by other manufacturers could have different results. Due to different conditions in testing and application environments the cooling performance may also vary by +/- 15%. Therefore we recommend all products to be checked under the system operating conditions. This is also true of vibrations and mechanical stress as well as for pressure peaks and thermal stress and any other relevant factors. General tolerances according to DIN ISO 2768-v, General tolerances for casted parts according to EN ISO 8062-3 (DCTG 10). Tolerances for rubber parts are according to ISO 3302-1 (class M4-F+C). The tolerances of welding seams are defined by quality group D according to EN ISO 10042, if it is not specified on the actual scale drawing or data sheet. In addition to that we point out that any data sheet and corresponding scale drawing is no substitution for the manual.